



Assured Flow Sales, INC.

---

Phone: 941/921-3435  
Fax: 941/953-9695  
P.O. Box 49633  
Sarasota, FL 34230

## **Valve Box Stabilizer**

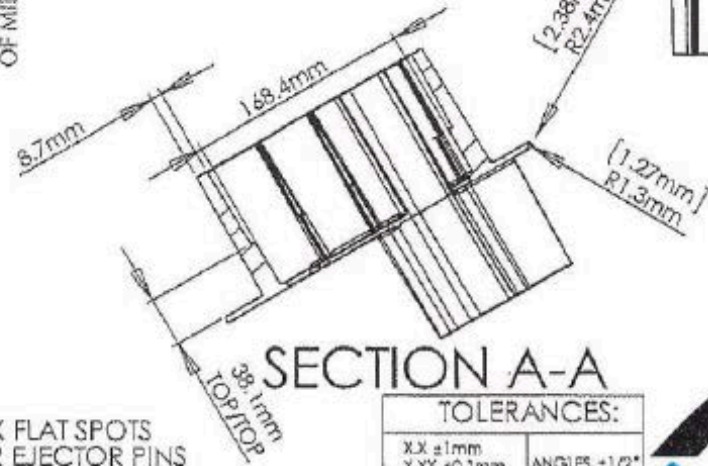
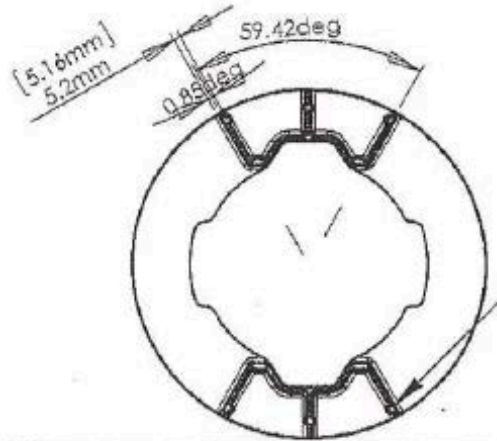
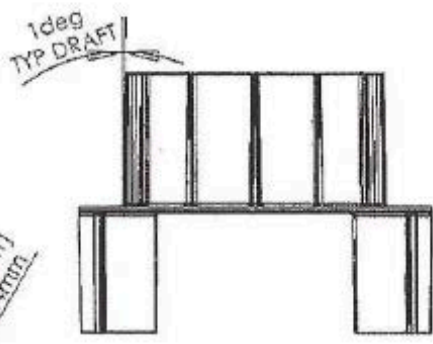
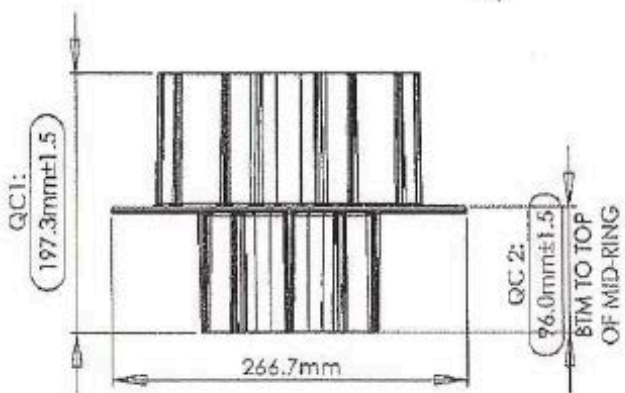
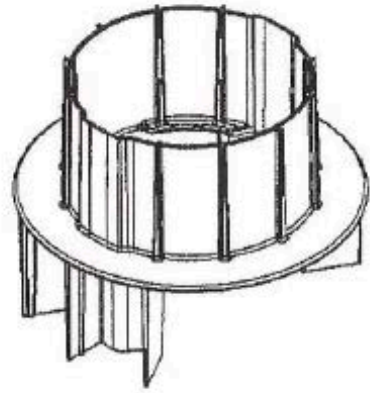
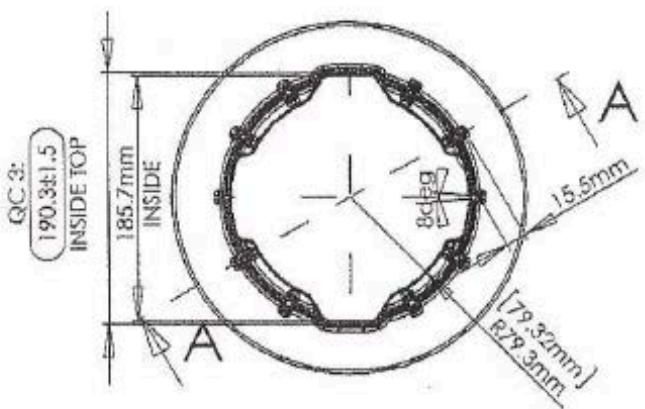
### **VBS-U**

VBS helps eliminate settling and shifting often occurring when a valve box is installed without an anchoring device. Install the saddle type Valve Box Stabilizer over each valve to position the valve nut in the center of the valve box. Molded in stabilizing fins, integral to the design, prevent valve box movement in the ground.

Made of durable, black polycarbonate material Valve Box Stabilizer is light-weight yet durable. Valve Box Stabilizer makes your construction or repairs last for years. VBS-U fits most all valves 4" – 12".

### **SPECIFICATION FOR VALVE BOX STABILIZER**

Install a saddle type Valve Box Stabilizer (VBS) over each valve to position the valve nut in the center of the valve box. The VBS shall be fabricated of high impact polycarbonate as manufactured by M&E Components Inc. for Assured Flow Sales, Inc. or approved equal.



SECTION A-A

TOLERANCES:

|             |              |
|-------------|--------------|
| X.X ±1mm    | ANGLES ±1/2° |
| X.XX ±0.1mm |              |

UNLESS OTHERWISE NOTED

|  |
|--|
| MATERIAL:<br>PLAS-PIPS-02-BLK (BLACK PIPS) |
| FINISH:<br>NONE                            |
| WEIGHT: 1.5362 lb                          |

THIS DOCUMENT CONTAINING CONFIDENTIAL AND PROPRIETARY INFORMATION IS THE SOLE PROPERTY OF M&E COMPONENTS, INC. AND IS NOT TO BE REPRODUCED AND/OR MANUFACTURED WITHOUT THE WRITTEN PERMISSION OF M&E COMPONENTS, INC.



UNIVERSAL VALVE BOX STABILIZER

|                |                 |            |        |                          |        |
|----------------|-----------------|------------|--------|--------------------------|--------|
| SHEET 1 OF 1   | DATE: 11/7/2014 | SCALE: 1:5 | REV: A | DRAWN BY: DT-100-027-001 | REV: D |
| NAME: ACKERMAN |                 |            |        |                          |        |

©2014 Engineering Drawings and documents, All rights reserved.